

# LOUVRE WINDOWS

---





# Louvre Windows

Louvre windows have a unique style that enhances the look of any living space. The adjustable louvres provide excellent ventilation and are an ideal choice when you want to create a casual, light-filled environment without compromising on style. Louvre Windows can add a touch of modern sophistication or a classic charm to any space.

Jason Windows products have been widely used in WA homes since the 1950's and the company continues to be the market leader in product design, strength, security and customer service. We understand that a new home or home renovation is a major investment and we are committed to providing the highest quality solutions for West Australians at an affordable price.



## QUALITY

Jason Windows has built its reputation on perfecting and crafting quality windows, doors and security screens specifically designed for the Western Australian market. Our attention to detail, in-house testing facility and internal processes ensure we produce quality products and services that continue to perform and stand the test of time.



## SERVICE

Quality service goes hand in hand with a quality product and we are committed to providing helpful, informative and attentive customer service. From the time of your new home hand-over or completed renovation, Jason Windows will handle all warranty maintenance enquires directly with you and continue to manage all maintenance and servicing needs outside of the warranty, for the life of your home.

## THE RANGE

Louvres are a great way to ventilate the home and take up less space when fully open than other window types. Louvre galleries are fitted into Jason Windows commercial framing system and can provide a stylish, practical addition to any home.

- Jason Windows Commercial Framing System:
  - » 100mm x 44mm custom frames
- Louvre blades can either be:
  - » 152mm high (maximum blade width 900mm)
  - » 102mm high (maximum blade width 750mm)
- The minimum width of a louvre including framing is 440mm.



## Glazing Options

Glazing for Louvre windows must be 6mm toughened. Upgrade options include:

UPGRADED GLASS OPTIONS	APPLICATION
Toned (Tinted Glass) Toughened	<ul style="list-style-type: none"> <li>Useful for reducing the sun's impact on unshaded windows.</li> </ul>
Low-E	<ul style="list-style-type: none"> <li>Areas where greater solar and thermal control is required. Helpful in reducing new homes Energy Efficiency Rating and a cost-effective alternative to double glazing.</li> </ul>


Australian Standards & Building Regulations will determine some glass choices within your home. All new homes or new renovations need to comply with these regulations.

For example, as a general guide, you must use Grade A Safety Glass in:

- All glass doors
- Bathrooms (for all areas up to 2m high)
- Door side panels (if less than 300mm away from the door and positioned 1200mm or less above the floor)
- Areas that can be mistaken for openings such as full height glass
- Low level glass if larger than 1.2m. Areas under 1.2m require a minimum glass thickness of 5mm.

### OBSCURE GLASS OPTIONS

Obscure glass is used when privacy is required ie: bathrooms.



The subtle pattern of Satinlite obscure glass makes it a popular choice with WA home owners.



Satin Etch offers a frosted finish providing a high level of privacy.

One of our product specialists can offer guidance in choosing the best glass types for your home.



## Colours

Jason Louvre Windows are available in seven popular colours from our standard colour range. Custom colours are also available however extended lead times and additional charges apply.

Please refer to our Colour Guide which you can find in the Brochures section on our website or from your builder. Better still come and visit us at one of our showrooms to select your perfect colour.

Please note that it is always recommended to choose your colour from an actual sample as variations can occur between digital monitors and printers.

***Please note that Louvre Galleries and handles only come in our standard colours. Non Standard colours will be supplied with black galleries and handles.***

## Operational Options

**Your choice.** With Louvre Windows you can choose the operational option most suited to you:

- Standard handles with integrated keylocks for added security
- Ring pull handles with a rod for high applications or
- Electronic remote openers also great for high applications



Standard louvre handle in closed position.  
Charcoal Lustre Frames.



Standard louvre handle in open position.  
Charcoal Lustre Frames.

*The beauty about Louvre Windows is they are designed to allow a gentle breeze to flow through them, creating an inviting and tranquil atmosphere.*








# Screens


## FLYSCREENS

All Jason Louvre Windows are designed to accept a face mounted flyscreen covering the opening and preventing the intrusion of unwanted insects. The screens are fitted with Fibreglass Mesh as standard with the following upgrade options available:


UPGRADED INSECT MESH OPTIONS	APPLICATION
Aluminium Mesh	<ul style="list-style-type: none"><li>• More durable than fibreglass mesh</li><li>• Suitable for bush fire rated zones, complies with AS3959 up to BAL29</li></ul>
Steel Mesh	<ul style="list-style-type: none"><li>• Stronger than aluminium mesh</li><li>• Good corrosion resistance</li><li>• Suitable for bush fire rated zones, complies with AS3959 up to BAL29</li></ul>
Migi Mesh	<ul style="list-style-type: none"><li>• Superfine to keep out tiny insects</li><li>• Recommended for homes near waterways</li></ul>



FIBREGLASS MESH



ALUMINIUM MESH



STEEL MESH



MIGI MESH



## SECURITY SCREENS

Not all window frames are designed and manufactured in the same way. Jason's range of security screens have been designed to fit Jason frames seamlessly. There is no need for unsightly modifications other security screens often create when attempting to fit non-Jason screens to Jason frames.

Jason security screens offer unique benefits:

- **Unique drainage system.** Some security screens can block your windows drainage system allowing the water to build up and overflow into your home. Jason's range of security screens have a unique drainage system allowing the water to drain outside. The system also allows for sand and dust to be easily washed away with water.
- **Safe installation.** Jason's window security screens can be safely and easily installed from inside your home, limiting potential damage to your gardens. For two storey homes, you can avoid the cost and hassle of scaffolding.
- **Stylish and sleek.** Designed to ensure the style of your home won't be compromised. Our fixings are concealed and not visible on the outer screen, offering a sleek look to blend in with the style of your home.


## Kids Can't Fly

In 2013 the Australian Building Code ruled that some upper-level windows require opening restrictors to prevent the window being opened more than 125mm. This was introduced in an effort to prevent the growing number of children falling from double-storey homes. All Jason security screens meet the building code requirements for upper storey windows without having to restrict their opening to 100mm.


152mm Louvre blades need to be Stronghold and restricted and 102mm blades need to be Stronghold. If security screens are fitted the blades do not need to be Stronghold or restricted. Louvres can be modified to meet Kids Cant Fly / Fall Prevention requirements.

Choose from:

- 316 Marine Grade Stainless Steel Woven Mesh. Ultimate security offering the highest level of corrosion resistance available. Bush fire rated to BAL40.
- Perforated Marine Grade Aluminium. Cost-effective security, bush fire rated to BAL29.



316 MARINE GRADE STAINLESS STEEL MESH




PERFORATED MARINE GRADE ALUMINIUM

# Louvre Window Specification & Configuration

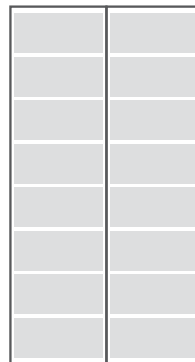
SPECIFICATIONS	COMMERCIAL
Frame sizes (mm)	100 x 44
Window height (mm)	Min: 420
	Max: 3080
Window width (mm)	Min: 441
	Max: 1041
Maximum panel width (mm)	900
Maximum water rating	300pa
Maximum wind rating	1400kpa
Maximum glass thickness – single glazing (mm)	6
Maximum bush fire rating	BAL29
Lowest U-Value – single glazed	4.3
Lowest SHGC – single glazed	0.29




One panel




Multiple panel



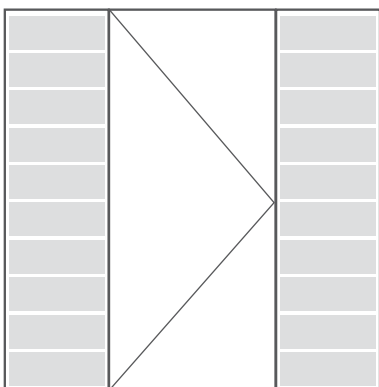
Narrow Louvre Panels




Louvre fixed lite combination



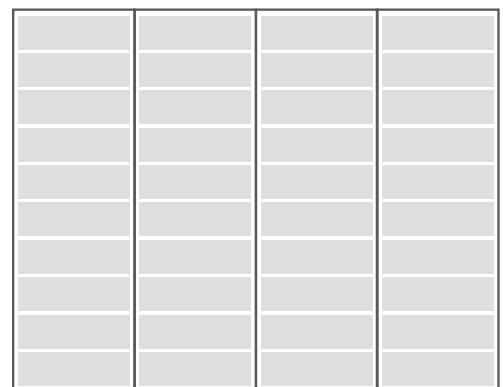
Multiple panels fixed lite combination



Louvres beside door



Floor to ceiling louvres



Wall of louvres



# Product on Display

Jason Windows product featured in this brochure can be seen on display:

WELSHPOOL: 31 Sheffield Road (cnr Dampier Road)	
Louvre Window	Louvre Window with electronic remote opener
Glass Selection	Flyscreen Mesh Selection
Colour Selection	

BUNBURY: 21 Worcestor Bend	
Louvre Window	Glass Selection
Flyscreen Mesh Selection	Colour Selection

SUBIACO: Home Base 55 Salvado Road (Display Only)		
Louvre Window	Glass Selection	Colour Selection

Please refer to our website for all opening hours.



Visit our website gallery for inspiration  
plus sign up for special offers and updates

[jasonwindows.com.au](http://jasonwindows.com.au)

PERTH SHOWROOM: 31 Sheffield Road (cnr Dampier Rd), WELSHPOOL | Tel (08) 9351 3400  
 BUNBURY SHOWROOM: 21 Worcestor Bend, DAVENPORT | Tel (08) 9726 2213  
 HOME BASE (Display Only): 55 Salvado Rd (cnr Harborne St), SUBIACO



Jason Windows will manage all maintenance and servicing needs  
outside of the warranty, for the life of your home.